




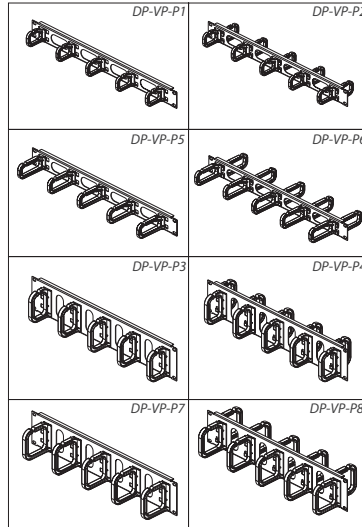
**DATASHEET**  
Standard cable  
management

**CONTEG**

## 19" WIRE MANAGEMENT PANELS WITH PLASTIC BRACKETS



DP-VP-P



- Used for storing and managing cables horizontally within the rack
- Height: 1U or 2U
- Available in "front only" and "front and rear" variables
- 5 plastic brackets per side
- Oval openings in panel allow front to rear cabling
- Color: wire management panels—black powder-coated RAL 9005; brackets—black, orange (OR), green (GN)

Code	H (in U)	Type	Hook sizes H × D (mm)	# of brackets	Package
DP-VP-P1	1	Front only	40 × 50	5	1pc
DP-VP-P1-OR	1	Front only	40 × 50	5	1pc
DP-VP-P1-GN	1	Front only	40 × 50	5	1pc
DP-VP-P2	1	Both sides	40 × 50	10	1pc
DP-VP-P3	2	Front only	80 × 60	5	1pc
DP-VP-P4	2	Both sides	80 × 60	10	1pc
DP-VP-P5	1	Front only	40 × 80	5	1pc
DP-VP-P5-OR	1	Front only	40 × 80	5	1pc
DP-VP-P5-GN	1	Front only	40 × 80	5	1pc
DP-VP-P6	1	Both sides	40 × 80	10	1pc
DP-VP-P7	2	Front only	80 × 80	5	1pc
DP-VP-P8	2	Both sides	80 × 80	10	1pc

## PLASTIC CABLE BRACKETS

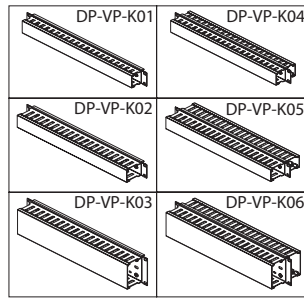


VO-P1-40/50	VO-P5-40/80	VO-P3-80/60	VO-P7-80/80
VO-P2-40/50	VO-P6-40/80	VO-P4-80/60	VO-P8-80/80
VO-40/50	VO-40/80	VO-80/60	VO-80/80

- Mounted on 19" vertical extrusions for management of horizontal and vertical cabling within the rack
- Types: a) For managing vertical cables  
b) For managing horizontal cables
- Equipped with metal flange for installing onto 19" vertical extrusions
- Color: black powder-coated RAL 9005; black brackets

Code	D (mm)	D (mm)	Orientation	Package
VO-P1-40/50	40	50	Horizontal	10 pcs
VO-P2-40/50	40	50	Vertical	10 pcs
VO-P3-80/60	80	60	Horizontal	10 pcs
VO-P4-80/60	80	60	Vertical	10 pcs
VO-P5-40/80	40	80	Horizontal	10 pcs
VO-P6-40/80	40	80	Vertical	10 pcs
VO-P7-80/80	80	80	Horizontal	10 pcs
VO-P8-80/80	80	80	Vertical	10 pcs

## 19" WIRE MANAGEMENT PANELS WITH PLASTIC DUCTS



- Used for storing and managing cables horizontally within the rack
- Height: 1U or 2U
- Available in "front-only" and "front-and-rear" variables
- Plastic duct for cable managing
- Oval openings in panel allow front to rear cable passage
- Color: black powder-coated RAL 9005

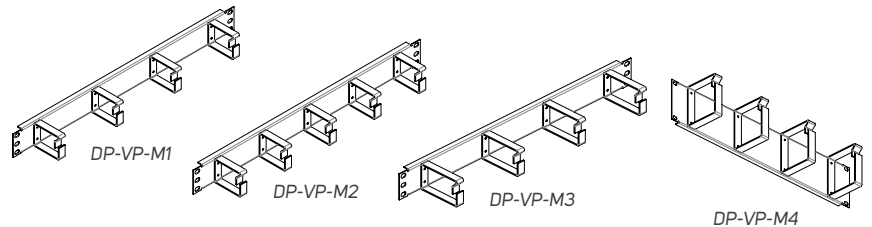
Code	H (in U)	Type	Duct sizes H × D (mm)	Package
DP-VP-K01	1	Front only	40 × 40	1 pc
DP-VP-K02	1	Front only	40 × 60	1 pc
DP-VP-K03	2	Front only	80 × 60	1 pc
DP-VP-K04	1	Both sides	40 × 40	1 pc
DP-VP-K05	1	Both sides	40 × 60	1 pc
DP-VP-K06	2	Both sides	80 × 60	1 pc

## WIRE MANAGEMENT PANELS WITH METAL BRACKETS



DP-VP-M1

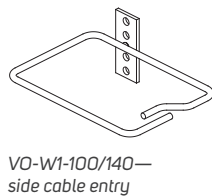
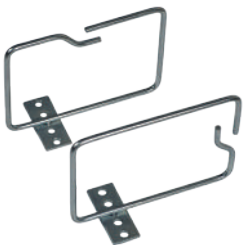
DP-VP-M4



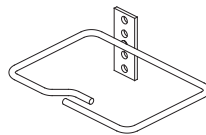
- Used for storing and managing cables horizontally within the rack
- Height: 1U or 2U
- Available in "front only"
- 4 or 5 metal brackets per side
- Full panel without openings
- Color: black powder-coated RAL 9005

Code	H (in U)	Hook sizes H × D (mm)	Number of brackets	Package
DP-VP-M1	1	44 × 55	4	1 pc
DP-VP-M2	1	44 × 55	5	1 pc
DP-VP-M3	1	44 × 76	4	1 pc
DP-VP-M4	2	88 × 76	4	1 pc

## METAL CABLE BRACKETS



VO-W1-100/140—  
side cable entry



VO-W2-100/140—  
front cable entry

- Mounted on 19" vertical extrusions; used for vertical cable management in racks
- One-chamber dimensions 100×100 or 100×140 mm with front or side cable entry
- Two-chamber dimensions 230×100 or 300×100 mm with side cable entry
- Flange with 4 holes for installation on front or side of 19" vertical extrusion
- Zinc-plated

Code	Dimensions (mm)		Cable entry	Package
	W	D		
VO-W1-100/140	140	100	side	10 pcs
VO-W2-100/140	140	100	front	10 pcs
VO-W2-100/100	100	100	front	10 pcs
VO-W3-100/230	230	100	2× side	10 pcs
VO-W3-100/300	300	100	2× side	10 pcs

## VERTICAL WIRE MANAGEMENT PANELS AND CABLE BRACKET HOLDERS



HVMP-42



HVMF 42U

- Used for installation of vertical wire management panels, cable brackets (ordered separately) or additional 19" space in 800 mm wide Ri7 racks with L-type extrusions
- Two designs: HVMF and HVMP
- HVMF—ready for cable management; compatible with VO-XX/YY and DP-VP-VR-XX
- HVMP—additional 3×1U 19" space (load rating 5 kg per position); compatible with separation frame
- Color: black powder-coated RAL 9005

Code	Rack height (in U)	Package
HVMF-15	15	1 pair
HVMF-21	21	1 pair
HVMF-27	27	1 pair
HVMF-33	33	1 pair
HVMF-42	42	1 pair
HVMF-45	45	1 pair
HVMF-48	48	1 pair
HVMP-42	42	1 pair
HVMP-45	45	1 pair
HVMP-48	48	1 pair

## VERTICAL WIRE MANAGEMENT PANELS




DP-VP-VR-42U


- Used for storing and managing cables vertically in 800 mm wide free-standing racks
- For racks 15–48U high
- 80 × 60 mm plastic duct for cable management
- Oval openings in base of ducts allow front to rear cabling
- Ducts with a minimum height of 33U have divided covers for easier handling
- Installed onto front of vertical extrusions using vertical wire holder; management panels (HVMF)—ordered separately
- Color: black powder-coated RAL 9005

Code	Rack height (in U)	Package
DP-VP-VR-15	15	1 pc
DP-VP-VR-21	21	1 pc
DP-VP-VR-27	27	1 pc
DP-VP-VR-33	33	1 pc
DP-VP-VR-42	42	1 pc
DP-VP-VR-45	45, 48	1 pc

## HORIZONTAL CABLE TRAY AND SIDE CABLE MANAGEMENT HOLDERS



HVMS-H-600



HVMS-H-800



HVMS-H-A

- HVMS-H-A: holder for HVMS-B, DP-UL in iSEVEN Server series with A-type extrusions, mounted on horizontal holders
- HVMS-H-RF1: holder for HVMS-B, DP-UL in RF1 series with A-type extrusions, mounted on horizontal holders
- HVMS-H: for all rack series (recommended for RM7 and Ri7), mounted on vertical extrusions
- Mounting kit included

## SIDE CABLE PERFORATED PANELS FOR A-TYPE EXTRUSIONS WITH PDU SUPPORT




DP-VV-A-42

- Used for storing and managing cables horizontally within the rack with support for up to two PDU in parallel position
- Used in free-standing racks 42–48U in high
- Available width—122 mm
- Installation directly in top and bottom frame of the PREMIUM rack or iSEVEN Server (with A type extrusions only)
- Installation kit is included in delivery

Code	Used in rack height (U)	Package
DP-VV-A-42	42	1 pc
DP-VV-A-45	45	1 pc
DP-VV-A-48	48	1 pc

## CABLE BASKET TRAYS



HVMS-B

- Cable basket trays HVMS-B are used to guide and support vertical cables in free-standing racks between 19" extrusions and side panels
- 140 × 30 mm (W × D); can be mounted between horizontal holder and side panel
- 300 × 60 mm and 400 × 60 mm (W × D); mounted on inner side of horizontal holder
- 140 × 60 mm (W × D); mounted on inner side of horizontal holder
- Produced for rack sizes 15–52U
- Mounted on holders of vertical extrusions—Ri7/RM7; iSEVEN Server with A-type extrusions—use with HVMS-H-A; RF1—use with HVMS-H-RF1
- Set of fittings (included)
- Package includes:
  - Set 1: 1× cable basket, 2× holders
  - Set 2: 1× cable basket, 4× holders

Code	Dimensions (mm)			Used in rack height (U)	Package
	H	W	D		
HVMS-B-600-140/30	605	170	35	15	1 pc of set 1
HVMS-B-800-140/30	805	170	35	21	1 pc of set 1
HVMS-B-1000-140/30	1005	170	35	27	1 pc of set 1
HVMS-B-1400-140/30	1405	170	35	33	1 pc of set 1
HVMS-B-1800-140/30	1805	170	35	42, 45, 47, 48, 52	1 pc of set 1
HVMS-B-600-140/60	605	170	65	15	1 pc of set 1
HVMS-B-800-140/60	805	170	65	21	1 pc of set 1
HVMS-B-1000-140/60	1005	170	65	27	1 pc of set 1
HVMS-B-1400-140/60	1405	170	65	33	1 pc of set 1
HVMS-B-1800-140/60	1805	170	65	42, 45, 47, 48, 52	1 pc of set 1
HVMS-B-1800-300/60	1805	325	65	42, 45, 47, 48, 52	1 pc of set 2
HVMS-B-1800-400/60	1805	425	65	42, 45, 47, 48, 52	1 pc of set 2

## SIDE CABLE PERFORATED PANELS



DP-VV-42/300

- Panels DP-VV are used to guide and support vertical cables in free-standing racks between 19" extrusions and side panels
- Used in free-standing racks 15–52U in height
- Available widths—150 mm and 300 mm
- Installation either directly in top and bottom frame of the rack (OPTIMAL/PREMIUM racks series only) or on vertical extrusion holders (all free-standing rack series)
- Installation kit included in delivery

Code		Used in rack height (U)	Package
Panel width 150 mm	Panel width 300 mm		
DP-VV-15/150	DP-VV-15/300	15	1 pc
DP-VV-21/150	DP-VV-21/300	21	1 pc
DP-VV-27/150	DP-VV-27/300	27	1 pc
DP-VV-33/150	DP-VV-33/300	33	1 pc
DP-VV-42/150	DP-VV-42/300	42	1 pc
DP-VV-45/150	DP-VV-45/300	45	1 pc
DP-VV-48/150	DP-VV-48/300	47, 48	1 pc
DP-VV-52/150	DP-VV-52/300	52	1 pc

## SIDE CABLE GRIDS



HVMS-CH

- Used for managing cables in the sides of rack behind the 19" extrusions
- Installation possible in racks 600, 800 and 1000 mm deep
- Installation kit included in delivery
- Cable ties not included in delivery
- Package includes: 1× cable grid, 4× holder

Code	Dimensions (mm)	Used in rack depths (mm)	Package
HVMS-CH-400	404 × 181	600, 800, 1000	1 pc
HVMS-CH-500	504 × 181	600, 800, 1000	1 pc
HVMS-CH-600	604 × 181	800, 1000	1 pc
HVMS-CH-700	704 × 181	800, 1000	1 pc
HVMS-CH-800	804 × 181	1000	1 pc



**CONTEG, spol. s r.o.**

**Headquarters:**

Na Vitezne plani 1719/4  
140 00 Prague 4  
Czech Republic

**Production plant:**

K Silu 2179  
393 01 Pelhrimov  
Czech Republic

Tel.: +420 565 300 362

[conteg@conteg.com](mailto:conteg@conteg.com)

[www.conteg.com](http://www.conteg.com)

**CONTEG**